

# TT19SI Quick Setup Use Manual V1.0

Steps how to run the device easily.

**Step1:** Register an account on the TZONE cloud platform.

**TZONE cloud platform Address:** <http://cloud.tzonedigital.com/>

The image shows two screenshots of the TZONE Cloud Platform interface. The top screenshot is the login page, featuring a 'Public Device' and 'User Login' tab. The 'User Login' tab is active, showing fields for 'Username' (with a placeholder 'Username/Email/Tel') and 'Password', a 'Login' button, and links for 'Forgot Password?' and 'Sign Up New Account'. A red arrow points to the 'Sign Up New Account' link. The bottom screenshot is the registration page, titled 'Register', with a link 'Already have an account? Log in'. It contains fields for 'UserName', 'E-mail' (with placeholder 'example@user.com'), 'Tel' (with placeholder '086-01234567891'), 'Password' (with placeholder 'Enter Password' and a strength indicator), and 'Verification Code' (with a CAPTCHA image). A blue 'Register' button is at the bottom.

Cloud Platform

Public Device User Login

Username  
Username/Email/Tel

Password  
Password

Login

[Forgot Password?](#)  
[Sign Up New Account](#)

Copyright © 2023 Tzone Digital Technology Co., Ltd

cloud.tzonedigital.cn/Account/Register

Cloud Platform

Register

Already have an account? [Log in](#)

UserName

E-mail  
example@user.com

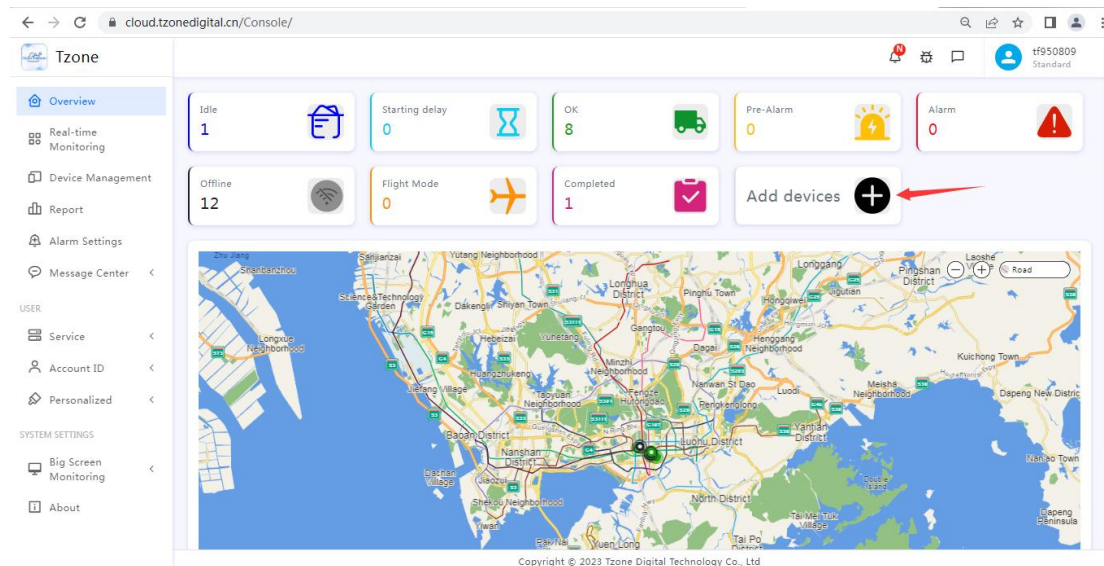
Tel  
086-01234567891

Password  
Enter Password

Verification Code

Register

**Step2:** After registering an account, add the device ID to the account.



### Add

\* Device Name:

\* Device ID:

Additional Code:

Note:  
Please enter the additional code on the back of the device! If there do not have the additional code, just make it blank

\* Group:

Default

Remark:

Device Address:

Shi Min Zhong Xin C Qu Fuzhong 3rd Rd,

Note:  
Drag the blue marker on the map to set the device address.

































Cancel Save

Tzone

Device

Keywords: Device Name/Device ID

Query


#	Device Name	Device ID	Model	Group	CreateTime	Expiration	Status	Operate
1	TT19SI-02	190224040000002	TT19SI	Default	2024/04/19 16:57:43	2026/04/19 16:57:43	Unused	   
2	TT19	990423000000015	TT19	Default	2024/04/18 12:28:35	2024/07/17 12:28:35	OK	   
3	TT19SI	990323000000015	TT19SI	Default	2024/03/28 11:07:47	2026/03/28 11:07:47	Offline	   
4	TT19SI	990223000000015	TT19SI	Default	2024/03/28 10:40:02	2026/03/28 10:40:02	Offline	   
5	TT19EX	880123000000015	TT19EX	Default	2024/03/25 17:30:42	2024/06/23 17:30:42	Offline	   
6	TT19EX	1901240300000350	TT19EX	Default	2024/03/22 10:27:18	2025/06/20 10:27:18	Offline	   
7	TT19SI	660123000000015	TT19SI	Default	2024/03/19 12:19:27	2024/04/18 12:19:27	Completed	   
8	TT19EX	190123000000015	TT19EX	Default	2024/03/15 17:13:46	2024/06/13 17:13:46	Offline	   

Copyright © 2023 Tzone Digital Technology Co., Ltd

**Step3:** Device on, short press the "START" button before turning on the machine. If the LCD displays "OFF", it means the machine is turned off;At this time, press and hold the "START" button to turn on the machine, the "OK" light will be green, and the LCD will display the content, which means the machine is turned on, as shown in the figure below:



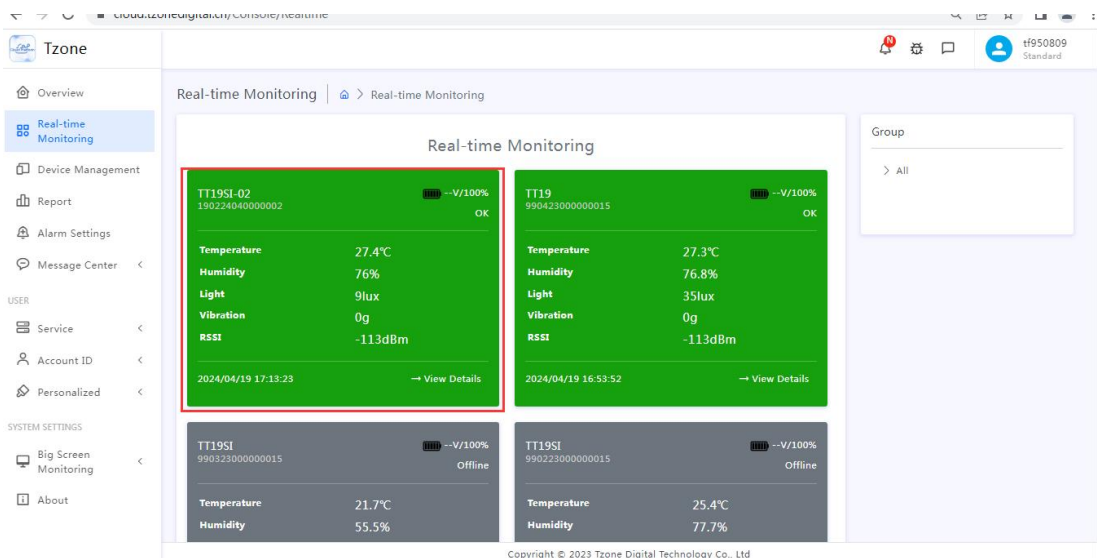
**Step4:** Install the device at the temperature monitoring site and send the data,if the signal grid

“” is displayed in the upper left corner of the device, it means that the machine has successfully sent data.



**Step5:** Query data.

**Query method 1:**



**Query method 2:**

Tzone

Overview

Real-time Monitoring

Device Management

Report

Alarm Settings

Message Center

USER

Service

Account ID

Personalized

SYSTEM SETTINGS

Big Screen Monitoring

About

tf950809 Standard

Device

Device

Keywords:

Device Name/Device ID

Q Query

#	Device Name	Device ID	Model	Group	CreateTime	Expiration	Status	Operate
1	TT19SI-02	190224040000002	TT19SI	Default	2024/04/19 16:57:43	2026/04/19 16:57:43	Unused	<div></div> <div></div> <div></div> <div></div>
2	TT19	990423000000015	TT19	Default	2024/04/18 12:28:35	2024/07/17 12:28:35	OK	<div></div> <div></div> <div></div> <div></div>
3	TT19SI	990323000000015	TT19SI	Default	2024/03/28 11:07:47	2026/03/28 11:07:47	Offline	<div></div> <div></div> <div></div> <div></div>
4	TT19SI	990223000000015	TT19SI	Default	2024/03/28 10:40:02	2026/03/28 10:40:02	Offline	<div></div> <div></div> <div></div> <div></div>
5	TT19EX	880123000000015	TT19EX	Default	2024/03/25 17:30:42	2024/06/23 17:30:42	Offline	<div></div> <div></div> <div></div> <div></div>
6	TT19EX	190124030000350	TT19EX	Default	2024/03/22 10:27:18	2025/06/20 10:27:18	Offline	<div></div> <div></div> <div></div> <div></div>
7	TT19SI	660123000000015	TT19SI	Default	2024/03/19 12:19:27	2024/04/18 12:19:27	Completed	<div></div> <div></div> <div></div> <div></div>
8	TT19EX	190123000000015	TT19EX	Default	2024/03/15 17:13:46	2024/06/13 17:13:46	Offline	<div></div> <div></div> <div></div> <div></div>

Tzone

Overview

Real-time Monitoring

Device Management

Report

Alarm Settings

Message Center

USER

Service

Account ID

Personalized

SYSTEM SETTINGS

Big Screen Monitoring

About

tf950809 Standard

Device Details

Device

Device Details

TT19SI-02

Device ID 190224040000002

Device Type TT19SI

Group Default

Status: OK | Last Active Time:2024/04/19 17:13:48

Alarm: No alarm occurred

End the trip

End

Real-Time Data

Chart

List

Alarm Data

Map

Report

Set Up

Temperature

27.4°C

Humidity

76%

Light

9lux

Vibration

0g

RSSI

-113dBm

Battery/%

--V/100%

Copyright © 2023 Tzone Digital Technology Co., Ltd

## Query method 3:

Enter the URL: <http://cloud.tzonedigital.com/>

cloud.tzonedigital.cn/LoginIndex/

DIGITAL TECHNOLOGY

TZONE

Cloud Platform

Public Device

User Login

Q 190224040000002

Search

Copyright © 2023 Tzone Digital Technology Co., Ltd



Device ID : 190023000000002

Temperature  
27.1°C



Humidity  
72%



Light  
24lux



Vibration  
0mg



Battery  
38%



2023/09/15 11:11:27

Chart List

2023/09/08 11:29

2023/09/15 11:29

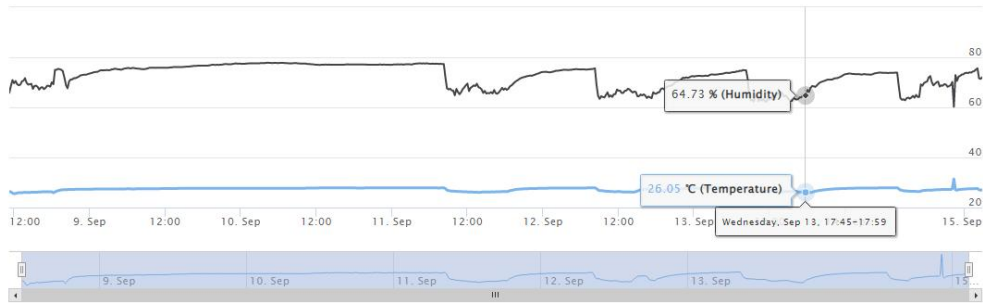
View

Download

Chart

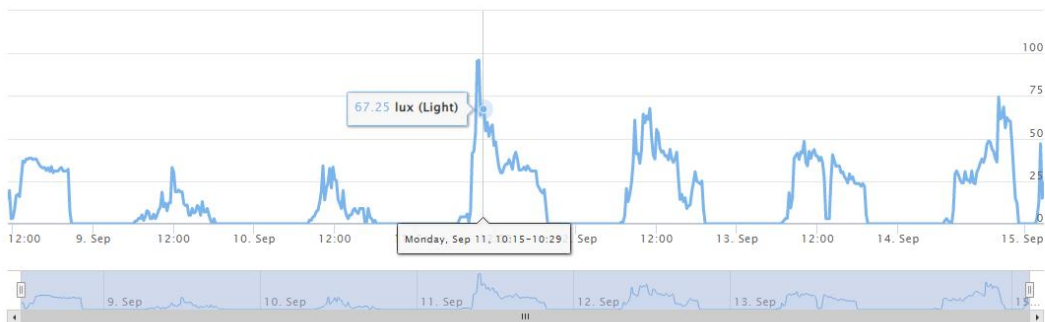
Chart

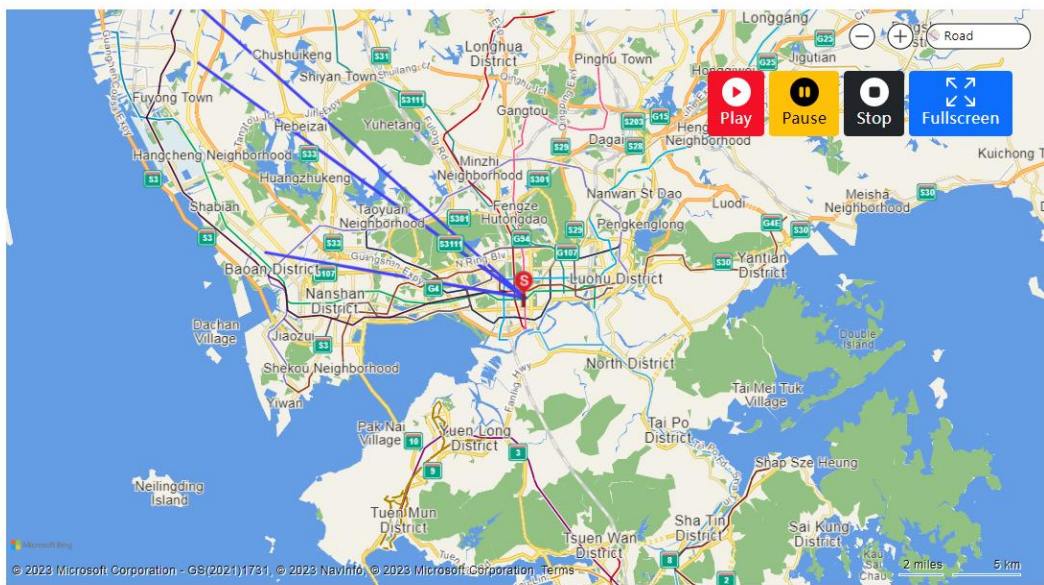
2023-09-08 11:27 ~ 2023-09-15 11:11



Light

2023-09-08 11:27 ~ 2023-09-15 11:11





Shipment			
Shipment ID		DW2827257816307	Customer company
Asset ID			skywalker
Carrier			Goods
Sender			Transport Route
Vehicle			~
EstimatedTime		2024/04/18 10:32:00~2024/06/17 10:32:00	Receiver
Remark			
Device Settings			
Reporting Interval (min)		5	Recording Interval (min)
Start Delay Time (min)		0	5
Forbid manual stop		No	Open GPS
Temperature Unit		°F	Disabled
			Set Airplane Mode
			Disabled
			Time zone
			+08:00

Alarm Settings

Channel1 - Temperature alarm threshold (°C)	-40~100	Channel1 - Humidity alarm threshold (%)	0~100
Channel1 - Temperature Pre-Alert threshold (°C)	-30~90	Channel1 - Humidity Pre-Alert threshold (%)	10~90
Channel2 - Temperature alarm threshold (°C)	-10~100		
Channel2 - Temperature Pre-Alert threshold (°C)	-10~90		
Light alarm threshold (lux)	0~200		
Vibration alarm threshold (g)	2		
Effective date	2024/03/12 16:03:13~2025/03/12 16:03:13		
Repeat	Sunday, Monday, Tuesday, Wednesday, Thursday, Friday, Saturday		
Effective time	00:00~23:59		

Alarm Notifier

Mail alarm notification	Share information
SMS alarm notification	