
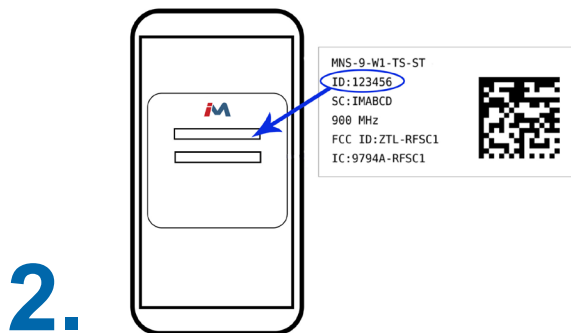


## Quick Start Guide - ALTA 4G LTE International Gateway and Sensors

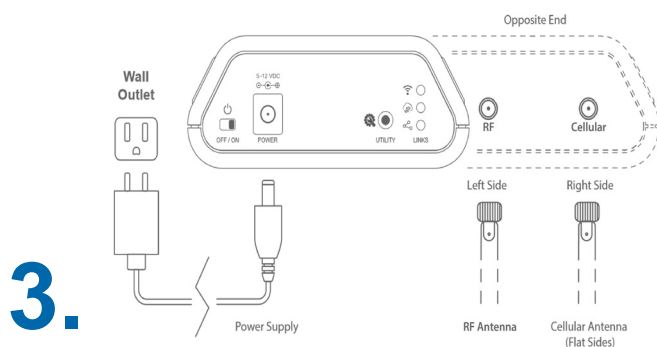
# Simple Setup



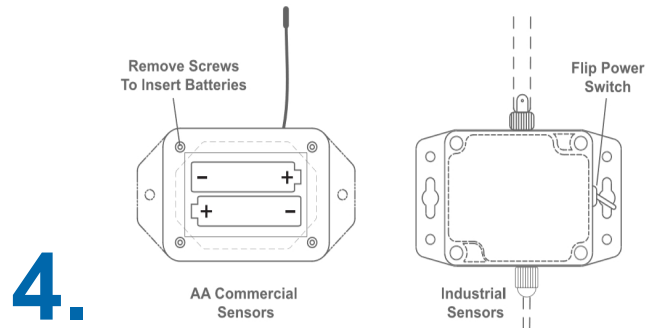
Use the QR code to the right of the image to download the iMonnit app. Alternatively, you can search for "iMonnit" in Google Play or the Apple Store.



Follow the in-app instructions to add devices to your account.



Connect the antennas and power cord to your wireless gateway. All lights should turn green.



Insert batteries or use the switch to power on the wireless sensors.



iMonnit is the easy way to view your sensor data and customize your sensor settings in the app or online at [imonnit.com](http://imonnit.com).

For more detailed instructions, documentation, how-to guides and video demonstrations on using Monnit wireless sensors, wireless gateways and iMonnit software, visit our support page at [monnit.com/support/](http://monnit.com/support/).