



by **MONNIT**

**OneTemp**<sup>pty Ltd</sup>  
MEASURE | CONTROL | RECORD  
[www.onetemp.com.au](http://www.onetemp.com.au)  
1300 768 887

The Leading Enterprise Internet of Things Solution

## Ethernet Gateways



### General Description

The ALTA Ethernet gateway allows your ALTA Wireless Sensors to communicate with the iMonnit™ Online Wireless Sensor Monitoring and Notification System without the need for a PC. Simply plug this device into any open network port with internet connection and it will automatically connect with our online servers. This is the perfect solution for commercial locations where there is an active internet connection.

With the graphical iMonnit software, you can easily configure your network, view collected sensor data and set alarms through SMS or e-mail, all from any web enabled browser. The system allows for complete configuration and customization at a sensor, local network, or client wide level.

The ALTA Ethernet gateway is specifically designed to respond to the increasing market need for global technology that accommodates a variety of vertical M2M application segments and remote wireless sensor management solutions.

Enjoy reliable, low cost, wireless monitoring of your facilities or specific applications, with Monnit ALTA wireless sensor networks.

### Applications


- Commercial Facilities Monitoring
- Industrial Facilities Monitoring
- Property Management
- Data Center Monitoring
- Convenience Store Monitoring

### ALTA Ethernet Gateway Features

- Wireless range of 1,000+ feet through 12-14 walls \*
- Frequency Hopping Spread Spectrum (FHSS)
- Improved interference immunity
- Encrypt-RF™ Security (Diffie-Hellman Key Exchange + AES-128 CBC for sensor data messages)
- 16,000 sensor message memory
- Over the air updates (future proof)
- Plug & Sense, no hassle set-up
- No PC required for operation
- Local status LEDs with transmission and online status indicators
- On-line heart-beat control
- Power outage notification
- AC power supply or Power-Over-Ethernet

\* Actual range may vary depending on environment.

### Wireless Range Comparison



## ALTA Ethernet Gateway Specifications

### Ethernet

Ethernet Types	Standard, POE
Antenna	Connector: SMA Gain: 5.0 dBi (900 MHz Product) 3.0 dBi (868 and 433 MHz Product)
Hardware	10/100 Ethernet Controller
IEEE Standard Compliance	802.3-2002
Operation:	Full- and Half-Duplex
Cross-Over Correction	Automatic MDI/MDI-X
Addressing	Pre-programmed MAC Address
Host Address	t1.sensorsgateway.com
Default Port	3000
Protocols Supported	UDP, DHCP, TCP, SNMP, MODBUS
Cable Connector	Cat 5
Device Memory	16,000 sensor messages (Sensor messages will be stored in the event of Internet outage and transferred when connection is restored)

### Power

Power Supply	5.5 V AC adapter or 5.5 V Power-Over-Ethernet adapter *
--------------	--


### Mechanical

LEDs	H/W status, iMonnit connection status, sensor data activity
Enclosure	ABS plastic
Dimensions	4.0 in x 5.5 in x 1.375 in (139.85 mm x 101.75 mm x 34.95 mm)
Weight	12.6 ounces

### Environmental

Operating Temperature	-10 to +70 °C (14 to 158 °F) **
Storage Temperature	-20 to +85 °C (-4 to 185 °F)

### Wireless

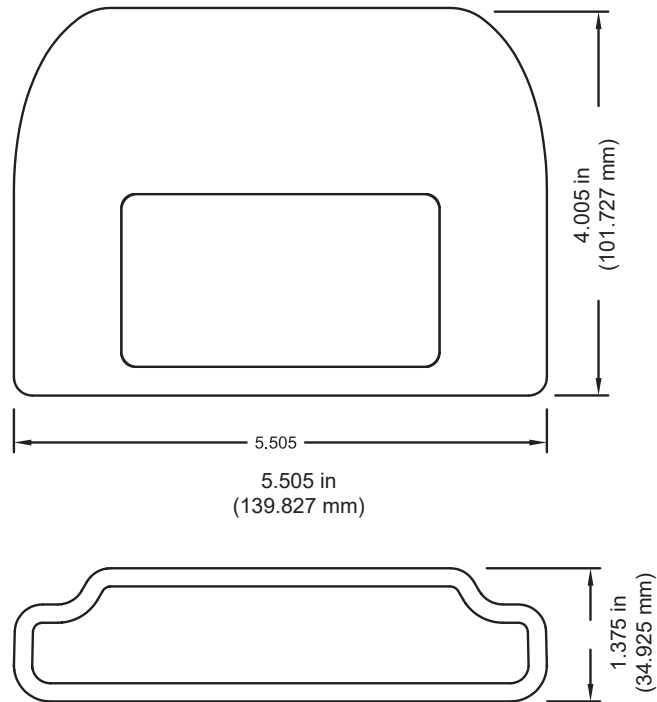
Wireless Range	1,000+ ft. non-line-of-sight ***
Security	Encrypt-RF™ (256-bit key exchange and AES-128 CTR)
Certifications	 900 MHz product; FCC ID: ZTL- G2SC1 and IC: 9794A-G2SC1.

\* Hardware cannot withstand negative voltage. Please take care when connecting a power device.

\*\* At temperatures above 100°C, it is possible for the board circuitry to lose programmed memory.

\*\*\* Actual range may vary depending on environment.

## ALTA Ethernet Gateway Dimensions



## Data Capturing Options

Data collected by the Ethernet Gateway from the sensors in the network can be accessed when these interfaces are turned on. Multiple interfaces can be active at the same time. All interfaces require that the Ethernet gateway be set to a Static IP address. (By default, the unit uses DHCP).

**SNMP Poll and Trap Interface** - Use SNMP software to pull in gateway and sensor data. Monnit provides a .MIB file. ([www.monnit.com/support/downloads](http://www.monnit.com/support/downloads))

**MODBUS TCP Interface** - Use MODBUS TCP software to pull in gateway and sensor data. Monnit provides a register map.

**Real Time TCP Interface** - Poll on the gateway's assigned port to retrieve gateway and sensor data.

**OneTemp<sup>®</sup>** Pty Ltd  
MEASURE | CONTROL | RECORD  
[www.onetemp.com.au](http://www.onetemp.com.au)  
1300 768 887

**MONNIT<sup>®</sup>**

For more information about our products or to place an order, please contact our sales department at 801-561-5555.

Visit us on the web at [www.monnit.com](http://www.monnit.com).

Monnit Corporation  
3400 South West Temple  
South Salt Lake, UT 84115  
801-561-5555  
[www.monnit.com](http://www.monnit.com)